

ROXAS CITY (CAPITAL), CAPIZ - HSWG Partner Reporting

Recovery Shelter Activities (as of 06-OCT-2014)

The graphs shown below represent the sum of households who have received (HH reached) or who will receive (HH targeted or underway) recovery shelter support by HSWG partner agencies. Numbers reached are those reported to the HSWG by 6th October 2014. Household number do not represent the total needs by Barangay - for this, consult with relevant Barangay or Municipality. PLEASE NOTE - scale differs in each graph.

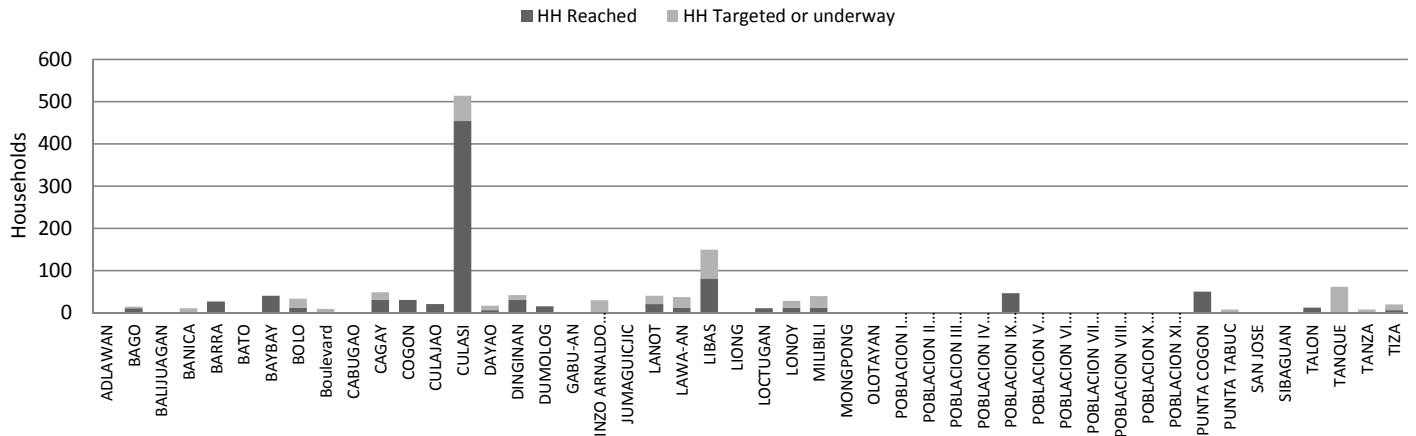
For explanation of intervention types, please see Shelter Cluster Recovery guidelines:

<https://www.sheltercluster.org/Asia/Philippines/Typhoon%20Haiyan%202013/Documents/Recovery%20Shelter%20Guidelines.pdf>

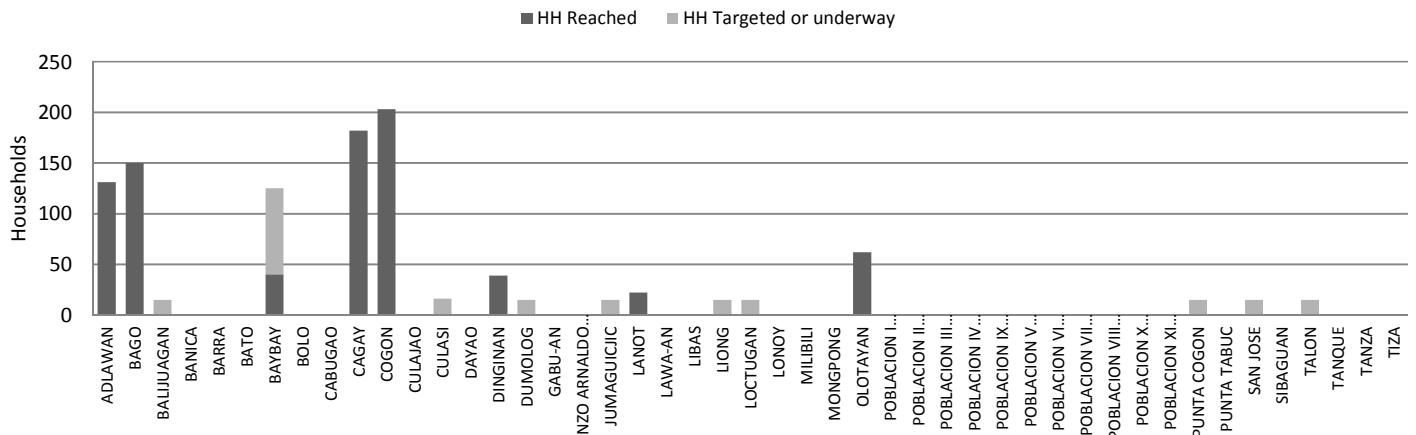
The full data set of HSWG data can be found here:

<https://www.sheltercluster.org/Asia/Philippines/Typhoon%20Haiyan%202013/Documents/20141003%20HSWG%20Database%20for%20website.xlsb>

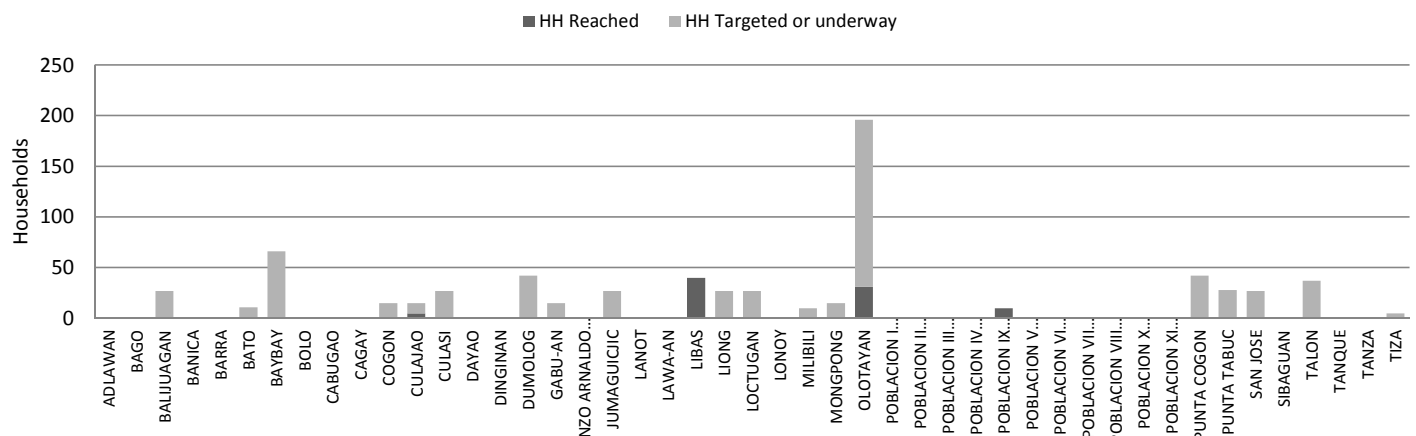
Repairs & Retrofit - Support for Self Recovery Shelter Kit



Repairs & Retrofit - Minor & Major Repairs



Core House





ROXAS CITY (CAPITAL) - HSWG Partner reporting

Recovery Shelter activities (as of 06-OCT-2014)

Interventions By AGENCIES

The data shown below represent the sum of households who have received (HH reached) or who will receive (HH targeted) recovery shelter support by HSWG partner agencies. Numbers reached are those reported to the HSWG by 6th October 2014. The full data set of HSWG data can be found here:

<https://www.sheltercluster.org/Asia/Philippines/Typhoon%20Haiyan%202013/Documents/20141003%20HSWG%20Database%20for%20website.xlsb>

Agency	Temporary Shelter		Repairs & Retrofit		Core House		Permanent House		Total HH Reached	Total HH Targeted
	HH Reached	HH Targeted	HH Reached	HH Targeted	HH Reached	HH Targeted	HH Reached	HH Targeted		
CapizNED			450	866	50	50			500	916
Caritas Austria / Italiana					5	90			5	90
Citizens' Disaster Response Center			525	595					525	595
Humanity First					0	165			0	165
Iloilo Peoples Habitat Foundation					0	0			0	0
IOM			790	790	31	31			821	821
Tearfund			0	150	1	270			1	420
UN-Habitat					0	103			0	103
Grand Total			1,765	2,401	87	709			1,852	3,110



ROXAS CITY (CAPITAL) - HSWG Partner reporting

Recovery Shelter activities (as of 06-OCT-2014)

Interventions By BARANGAYS

The data shown below represent the sum of households who have received (HH reached) or who will receive (HH targeted or underway) recovery shelter support by HSWG partner agencies. Numbers reached are those reported to the HSWG by 6th October 2014. The full data set of HSWG data can be found [here](https://www.sheltercluster.org/Asia/Philippines/Typhoon%20Haiyan%202013/Documents/20141003%20HSWG%20Database%20for%20website.xlsx):

<https://www.sheltercluster.org/Asia/Philippines/Typhoon%20Haiyan%202013/Documents/20141003%20HSWG%20Database%20for%20website.xlsx>

	Temporary Shelter		Repairs & Retrofit		Core House		Permanent House		Total HH Reached	Total HH Target
Barangay	HH Reached	HH Target	HH Reached	HH Target	HH Reached	HH Target	HH Reached	HH Target		
ADLAWAN			131	131					131	131
BAGO			160	164					160	164
BALIJUAGAN			0	15	0	27			0	42
BANICA			0	10	0	0			0	10
BARRA			26	26					26	26
BATO					0	11			0	11
BAYBAY			80	165	0	66			80	231
BOLO			12	33	0	0			12	33
Boulevard			0	9					0	9
CABUGAO										
CAGAY			213	230					213	230
COGON			233	233	0	15			233	248
CULAJAO			20	20	5	15			25	35
CULASI			455	530	0	27			455	557
DAYAO			6	16					6	16
DINGINAN			70	80	0	0			70	80
DUMOLOG			15	30	0	42			15	72
GABU-AN					0	15			0	15
INZO ARNALDO VILLAGE (CADIMAHAN)			0	29					0	29
JUMAGUICJIC			0	16	0	27			0	43
LANOT			42	62	0	0			42	62
LAWA-AN			12	37					12	37
LIBAS			81	149	40	40			121	189
LIONG			0	15	0	27			0	42
LOCTUGAN			10	25	0	27			10	52
LONoy			11	28					11	28
MILIBILI			12	39	0	10			12	49
MONGPONG					0	15			0	15
OLOTAYAN			62	62	31	196			93	258
POBLACION I (BARANGAY I)										
POBLACION II (BARANGAY II)										
POBLACION III (BARANGAY III)										
POBLACION IV (BARANGAY IV)										
POBLACION IX (BARANGAY IX)			46	46	10	10			56	56
POBLACION V (BARANGAY V)										
POBLACION VI (BARANGAY VI)										
POBLACION VII (BARANGAY VII)										
POBLACION VIII (BARANGAY VIII)										
POBLACION X (BARANGAY X)			0	0					0	0
POBLACION XI (BARANGAY XI)										
PUNTA COGON			50	65	0	42			50	107
PUNTA TABUC			0	7	0	28			0	35
SAN JOSE			0	15	0	27			0	42
SIBAGUAN										
TALON			12	27	1	37			13	64
TANQUE			0	61					0	61
TANZA			0	7					0	7
TIZA			6	19	0	5			6	24
Grand Total			1,765	2,401	87	709			1,852	3,110

ROXAS CITY (CAPITAL) - HSWG Partner reporting

Recovery Shelter activities (as of 06-OCT-2014)

Interventions By BARANGAYS & AGENCIES

The data shown below represent the sum of households who have received (HH reached) or who will receive (HH targeted or underway) recovery shelter support by HSWG partner agencies. Numbers reached are those reported to the HSWG by 6th October 2014. The full data set of HSWG data can be found here:

<https://www.sheltercluster.org/Asia/Philippines/Typhoon%20Haiyan%202013/Documents/20141003%20HSWG%20Database%20for%20website.xlsx>

Barangays & Agency	Temporary Shelter		Repairs & Retrofit		Core House		Permanent House		Total HH Reached	Total HH Target
	HH Reached	HH Target	HH Reached	HH Target	HH Reached	HH Target	HH Reached	HH Target		
ADLAWAN			131	131					131	131
IOM			131	131					131	131
BAGO			160	164					160	164
CapizNED			10	14					10	14
IOM			150	150					150	150
BALIJUAGAN			0	15	0	27			0	42
Tearfund			0	15	0	27			0	42
BANICA			0	10	0	0			0	10
CapizNED			0	10					0	10
Iloilo Peoples Habitat Foundation					0	0			0	0
BARRA			26	26					26	26
CapizNED			16	16					16	16
Citizens' Disaster Response Center			10	10					10	10
BATO					0	11			0	11
UN-Habitat					0	11			0	11
BAYBAY			80	165	0	66			80	231
CapizNED			10	10					10	10
Citizens' Disaster Response Center			70	140					70	140
Iloilo Peoples Habitat Foundation					0	0			0	0
Tearfund			0	15	0	17			0	32
UN-Habitat					0	49			0	49
BOLO			12	33	0	0			12	33
CapizNED			12	33					12	33
IOM					0	0			0	0
Boulevard			0	9					0	9
CapizNED			0	9					0	9
CABUGAO										
CAGAY			213	230					213	230
CapizNED			11	28					11	28
Citizens' Disaster Response Center			20	20					20	20
IOM			182	182					182	182
COGON			233	233	0	15			233	248
Caritas Austria / Italiana					0	15			0	15
Citizens' Disaster Response Center			30	30					30	30
IOM			203	203					203	203
CULAJAO			20	20	5	15			25	35
Caritas Austria / Italiana					5	15			5	15
Citizens' Disaster Response Center			20	20					20	20
Iloilo Peoples Habitat Foundation					0	0			0	0
CULASI			455	530	0	27			455	557
CapizNED			154	214					154	214
Citizens' Disaster Response Center			300	300					300	300
IOM			1	1					1	1
Tearfund			0	15	0	27			0	42
DAYAO			6	16					6	16
CapizNED			6	16					6	16
DINGINAN			70	80	0	0			70	80
CapizNED			11	21					11	21
Citizens' Disaster Response Center			20	20					20	20
Iloilo Peoples Habitat Foundation					0	0			0	0
IOM			39	39	0	0			39	39

**ROXAS CITY (CAPITAL) - HSWG Partner reporting**

Recovery Shelter activities (as of 06-OCT-2014)

Interventions By BARANGAYS & AGENCIES

The data shown below represent the sum of households who have received (HH reached) or who will receive (HH targeted or underway) recovery shelter support by HSWG partner agencies. Numbers reached are those reported to the HSWG by 6th October 2014. The full data set of HSWG data can be found here:

<https://www.sheltercluster.org/Asia/Philippines/Typhoon%20Haiyan%202013/Documents/20141003%20HSWG%20Database%20for%20website.xlsx>

Barangays & Agency	Temporary Shelter		Repairs & Retrofit		Core House		Permanent House		Total HH Reached	Total HH Target
	HH Reached	HH Target	HH Reached	HH Target	HH Reached	HH Target	HH Reached	HH Target		
DUMOLOG			15	30	0	42			15	72
Caritas Austria / Italiana					0	15			0	15
Citizens' Disaster Response Center			15	15					15	15
Tearfund			0	15	0	27			0	42
GABU-AN					0	15			0	15
Caritas Austria / Italiana					0	15			0	15
INZO ARNALDO VILLAGE (CADIMAHAN)			0	29					0	29
CapizNED			0	29					0	29
JUMAGUICJIC			0	16	0	27			0	43
CapizNED			0	1					0	1
Tearfund			0	15	0	27			0	42
LANOT			42	62	0	0			42	62
CapizNED			20	40					20	40
Iloilo Peoples Habitat Foundation					0	0			0	0
IOM			22	22					22	22
LAWA-AN			12	37					12	37
CapizNED			12	37					12	37
LIBAS			81	149	40	40			121	189
CapizNED			61	129	40	40			101	169
Citizens' Disaster Response Center			20	20					20	20
LIONG			0	15	0	27			0	42
Tearfund			0	15	0	27			0	42
LOCTUGAN			10	25	0	27			10	52
CapizNED			10	10					10	10
Tearfund			0	15	0	27			0	42
LONoy			11	28					11	28
CapizNED			11	28					11	28
MILIBILI			12	39	0	10			12	49
CapizNED			12	39					12	39
UN-Habitat					0	10			0	10
MONGPONG					0	15			0	15
Caritas Austria / Italiana					0	15			0	15
OLOTAYAN			62	62	31	196			93	258
Humanity First					0	165			0	165
IOM			62	62	31	31			93	93
POBLACION I (BARANGAY I)										
POBLACION II (BARANGAY II)										
POBLACION III (BARANGAY III)										
POBLACION IV (BARANGAY IV)										
POBLACION IX (BARANGAY IX)			46	46	10	10			56	56
CapizNED			46	46	10	10			56	56
POBLACION V (BARANGAY V)										
POBLACION VI (BARANGAY VI)										
POBLACION VII (BARANGAY VII)										
POBLACION VIII (BARANGAY VIII)										



ROXAS CITY (CAPITAL) - HSWG Partner reporting

Recovery Shelter activities (as of 06-OCT-2014)
Interventions By BARANGAYS & AGENCIES

The data shown below represent the sum of households who have received (HH reached) or who will receive (HH targeted or underway) recovery shelter support by HSWG partner agencies. Numbers reached are those reported to the HSWG by 6th October 2014. The full data set of HSWG data can be found here:

<https://www.sheltercluster.org/Asia/Philippines/Typhoon%20Haiyan%202013/Documents/20141003%20HSWG%20Database%20for%20website.xlsx>

Barangays & Agency	Temporary Shelter		Repairs & Retrofit		Core House		Permanent House		Total HH Reached	Total HH Target
	HH Reached	HH Target	HH Reached	HH Target	HH Reached	HH Target	HH Reached	HH Target		
POBLACION X (BARANGAY X)			0	0					0	0
CapizNED			0	0					0	0
POBLACION XI (BARANGAY XI)										
PUNTA COGON			50	65	0	42			50	107
CapizNED			30	30					30	30
Caritas Austria / Italiana					0	15			0	15
Citizens' Disaster Response Center			20	20					20	20
Tearfund			0	15	0	27			0	42
PUNTA TABUC			0	7	0	28			0	35
CapizNED			0	7					0	7
Iloilo Peoples Habitat Foundation					0	0			0	0
UN-Habitat					0	28			0	28
SAN JOSE			0	15	0	27			0	42
Tearfund			0	15	0	27			0	42
SIBAGUAN										
TALON			12	27	1	37			13	64
CapizNED			12	12					12	12
Tearfund			0	15	1	37			1	52
TANQUE			0	61					0	61
CapizNED			0	61					0	61
TANZA			0	7					0	7
CapizNED			0	7					0	7
TIZA			6	19	0	5			6	24
CapizNED			6	19					6	19
Iloilo Peoples Habitat Foundation					0	0			0	0
UN-Habitat					0	5			0	5
Grand Total			1,765	2,401	87	709			1,852	3,110